



Choir Virtual Learning

Women's Choir/Music Theory

May 5, 2020



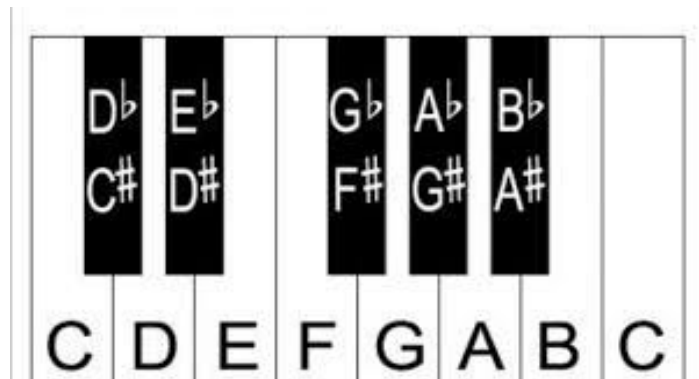
Lesson: May 5, 2020

Objective/Learning Target: Students will continue to build their piano and sight-reading skills by adding D and Eb Major scales.

Bell Work:

Make sure you have access to the piano. You can use your own or <https://virtualpiano.net/>. Keep in mind the pattern of whole and half steps for a major scale WWHWWWH.

1. Play a C Major Scale
2. Play an F Major Scale
3. Play a G Major Scale



What we know!

Last Tuesday we looked at playing and singing melodies at the same time. Hopefully the connection is being made that if you are good sight-reader, you can transfer what you see on the staff to the keyboard and that can be helpful to you in learning your notes in a piece of music.



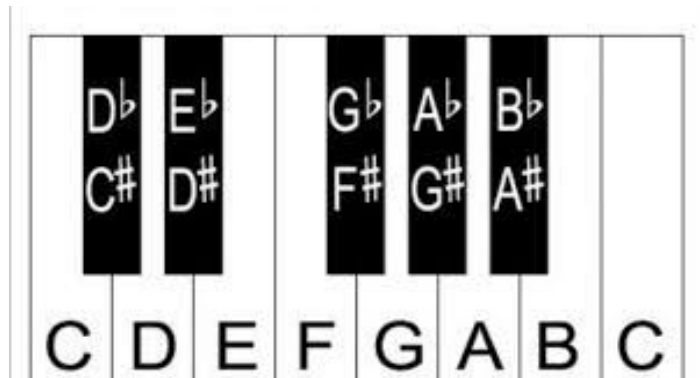
D Major Scale

The key of D has two sharps. They are F# and C#. Locate and play those two pitches on the keyboard.

We will be spelling a D Major Scale. Keep in mind the whole and half steps.

D, E, F#, G, A, B, C# D

Try playing a D Major Scale on the piano.



Sing/Play

This exercise is in the key of D Major. Your starting note is D and you will sing “Do.” Try singing through this exercise. Make sure you hold your half notes two beats. After you sing through it, try playing it while you sing. If you need help keeping a steady beat, this metronome will help. Set it at 60.

https://www.google.com/search?q=metronome&rlz=1C1GCEA_enUS800US814&oq=metronome&aqs=chrome..69i57j0l7.3026j0j7&sourceid=chrome&ie=UTF-8



Try another!

Note: Don't go any faster than you can play or sing accurately.



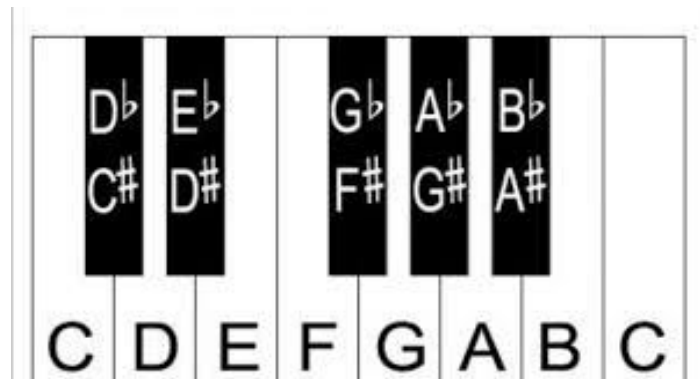
Key of Eb

The key of Eb has 3 flats. They are Bb, Eb, and Ab. Locate and play those 3 pitches on the keyboard.

We will be spelling an Eb Major Scale. Keep in mind the whole and half steps.

Eb, F, G, Ab, Bb, C, D, Eb

Try playing an Eb Major Scale on the piano.



Practicing in Eb

This exercise is in the key of Eb Major. Your starting note is Eb and you will sing “Do.” Try singing through this exercise. Make sure you hold your half notes two beats. After you sing through it, try playing it while you sing. Use the metronome if needed.



Try another!



Let's try one more in each key!

Make sure you check the key!



Don't forget about C, F and G! Check the key!



Lesson Reflection

- How do you spell a D Major scale? What are the 2 sharps?
- How do you spell an Eb Major scale? What are the 3 flats?
- Practice playing those two scales a couple more times

LET'S REFLECT...



Why am I learning this?

How will I *build* on this new
information to *grow* as a
learner?



Extra Practice

- You can login to sightreadingfactory.com and continue to practice playing and singing in these keys. These examples are level one so you can think while playing.
- Practice (singing only) 3 examples on the level you are used to reading.
- If you have some music at home, try plunking out a few notes while you sing.



Thank You!

